

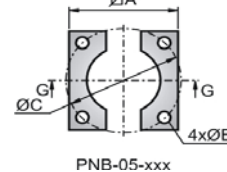
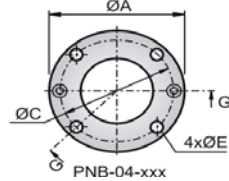
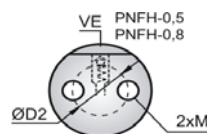
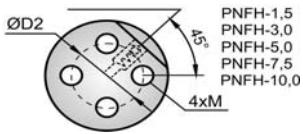
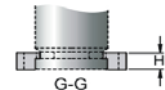
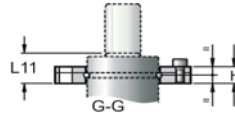
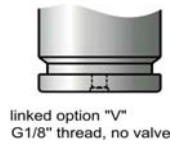
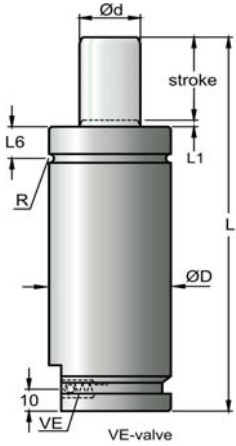
Linked  
option

Type **PNFH** - tonnage **X,X** - stroke **XXX** / serie **XX X**

**RNFH** - **X,X** / **XX**

Repair kit

Self contained, according to : ISO; PED(EUR); GMNAO; NAAMS(USA)  
Stds



(L = k + 2 x Stroke)

	models	PNFH-0,5-	PNFH-0,8-	PNFH-1,5-	PNFH-3,0-	PNFH-5,0-	PNFH-7,5-	PNFH-10,0-
constant k=>		85	95	110	120	140	155	160
height=>		L	L	L	L	L	L	L
PNFH-x,x-	stroke	-007						
		-010	105	115	130			
		-015	115	125	140	150	170	185
		-020	125	135	150	160	180	195
		-025	135	145	160	170	190	205
		-032	149	159	174	184	204	219
		-038	161	171	186	196	216	231
		-050	185	195	210	220	240	255
		-063	211	221	236	246	266	281
		-080	245	255	270	280	300	315
		-100	285	295	310	320	340	355
		-125		345	360	370	390	405
		-160			430	440	460	475
	-200				520	540	555	
	-250					640	655	
	refer.	PNFH-0,5-	PNFH-0,8-	PNFH-1,5-	PNFH-3,0-	PNFH-5,0-	PNFH-7,5-	PNFH-10,0-
cil.:	Initial force in daN at 130bar	F.in.	400	625	1.297	2.502	4.228	6.404
	Initial force in daN at 150 bar	F.in.	462	722	1.496	2.886	4.878	7.389
	area (cm²)	area	3,14	4,91	10,18	19,63	33,18	50,27
	diameter of the rod	Ød	20	25	36	50	65	80
	diameter of the body	ØD	45,2	50,2	75,2	95,2	120,2	150,2
	L1	2				3		
	L6		14,5		18	21	22,5	24,5
	R	1,1	2,1			2,6		
cil. Base:	valve	Ve	lateral port G1/8" thread					
	linked default	lpd	lateral port G1/8" thread, no valve					
	linked option "V"	lop	Bottom port G1/8" thread, "V"					
	holes	M	2 x M8 x 13		4 x M8 x13		4 x M10 x13	
	diameter drilling	ØD2	20		40	60	80	100
flanges:	round flange superior	-04-	PNB-04-005	PNB-04-008	PNB-04-015	PNB-04-030	PNB-04-050	PNB-04-075
	split flange inferior	-05-	PNB-05-005	PNB-05-008	PNB-05-015	PNB-05-030	PNB-05-050	PNB-05-075
	round external diameter	ØA	86	95	122	150	175	220
	split external dimension	ØA	70	75	100	120	140	190
	diameter drilling	ØC	70,7	80	104	130	155	195
	diameter of the holes	ØE	9		11	13		18
	height	H	13		16	18	21	27
	split height	Hb	7			12		
	part inferior to the top of the stem	L11	23	24	29	33	36	41

The PRODTY is holder of Brazilian and international patents, that collect characteristics of their drawings.